


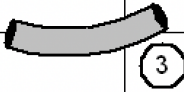
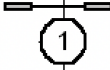
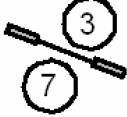
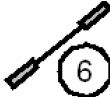
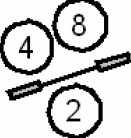



ARFF 10-19-33 Handling Backsides


						
						
						
<p>Try with a lead out and running with your dog. Try a front and a blind cross at #2. Which side of #4 will you send your dog to?</p>						











How do you want to set your dog up at the start to give you the best line to #3? Can you stay in the middle of the course to direct your dog to "find" the tunnel entry at #5? How will you manage #3-#5?