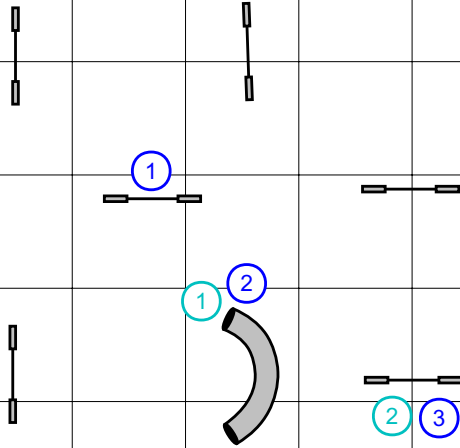


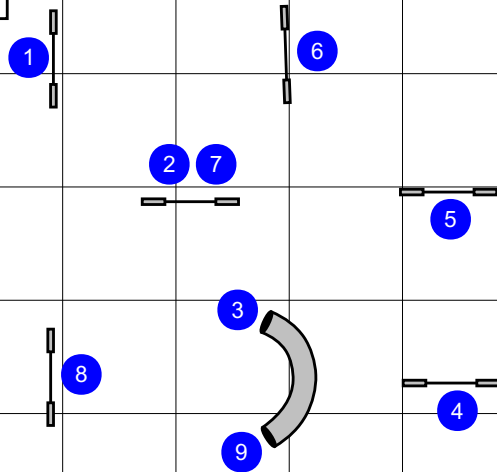
**ARFF 5-18-22: Building a skill: Running around the back of a tunnel. Though your dog is used to entering a curved tunnel from the front, sometimes it makes sense to run around behind the tunnel. This can be very disconcerting to a dog, so it's skill he needs to learn.**

**A**



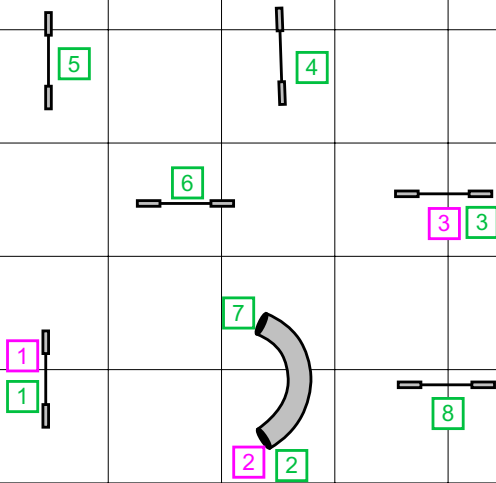
With your dog on your R, send him into the tunnel, pick him up at the exit and send over jump @2 (turquoise). Now add in a jump before the tunnel (dark blue). Then add more obstacles before the tunnel (this makes it harder because it simulates being mid-course). You should then be ready for exercise B.

**B**



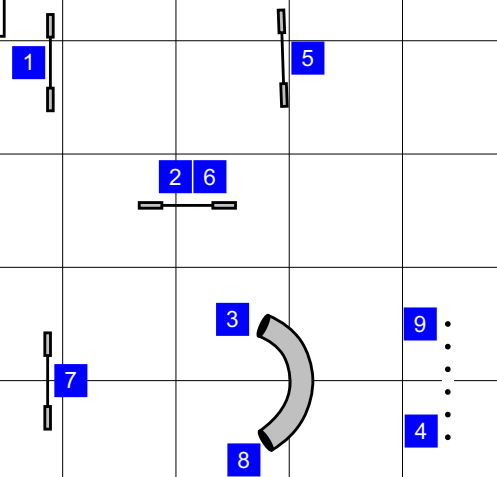
If your dog messes up at the tunnel, don't try to complete the whole sequence. Work some more on getting the skill solid first. Is your dog comfortable now? Move onto Exercise C.

**C**



Start with the pink numbers and gradually work up to the sequence in green numbers. Add in #5-#8 at the end. It should be familiar to your dog now.

**D**



Now you can make what follows the tunnel more challenging. How about some weaves?