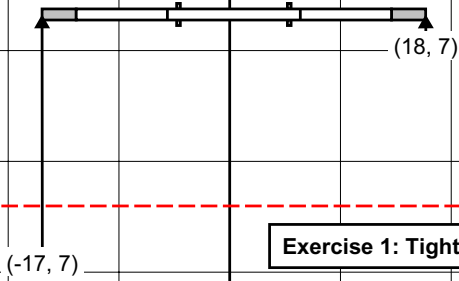
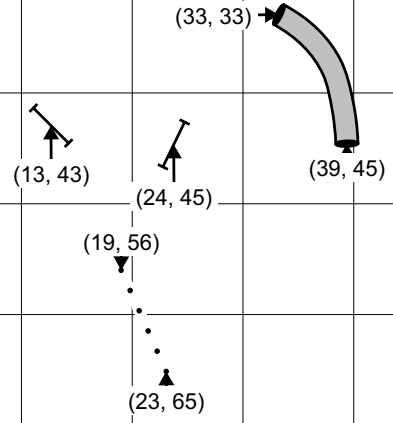


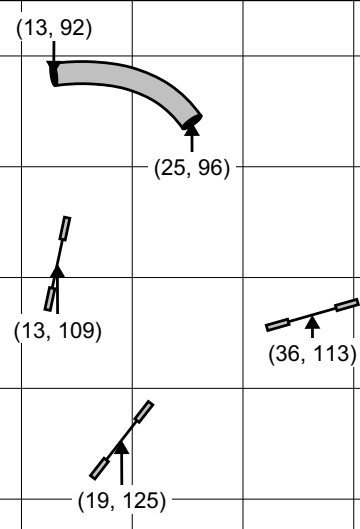
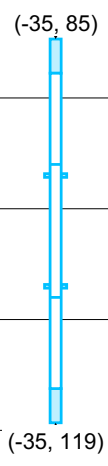
ARFF 6-28-23: Tight Turns, Fig 8s, and Backsides



Exercise 1: Tight Turns with Weaves

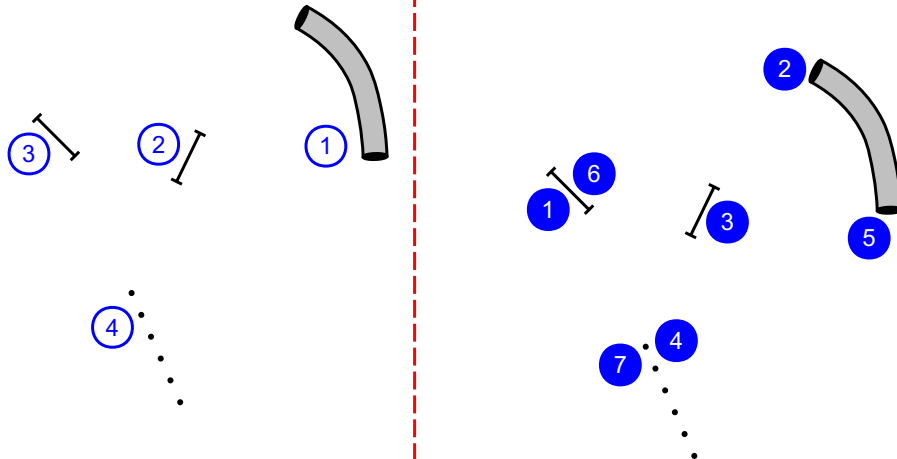


Exercise 2: Figure Eights & Backsides



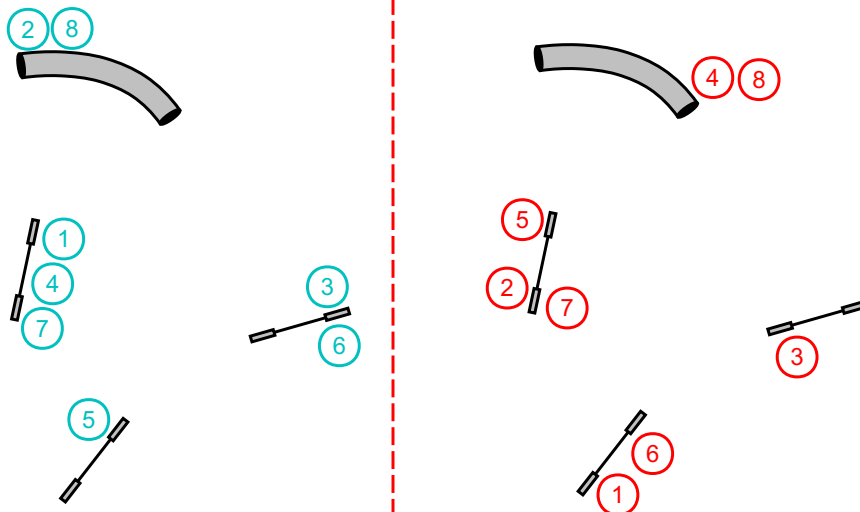
ARFF 6-28-23: Tight Turns, Fig 8s, and Backsides

Exercise 1: Tight Turns with Weaves



Where do you want to be when your dog exits the tunnel?

Exercise 2: Figure Eights & Backsides



This is a classic Figure 8 exercise with 2 crosses. Try it first with only front crosses. Then try it with only blind crosses, then rear crosses and see which works best for you and your dog.

This course presents backsides at #3 and #6 and a difficult tunnel entry at #8. Be careful of the lines you create and try to stay in the center of the course as much as possible. Sends to the tunnel will help.